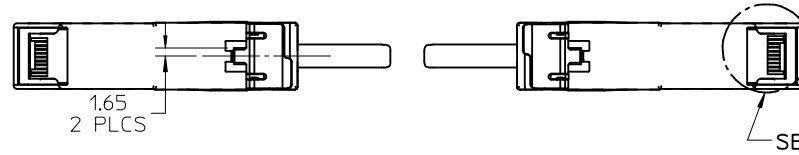
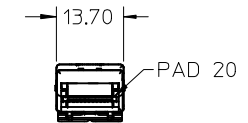
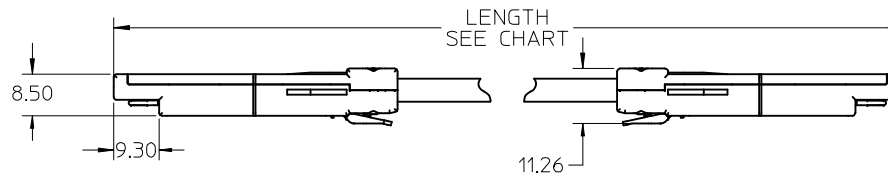


WIRING DIAGRAM			
P1 END		P2 END	
PAD SIGNAL		PAD SIGNAL	
12	Rx-	19	Tx-
13	Rx+	18	Tx+
18	Tx+	13	Rx+
19	Tx-	12	Rx-



NOTES:

- MATERIALS
 BACKSHELLS - NICKEL PLATED ZINC
 LATCH - GLASS FILLED POLYCARBONATE
 PCB - FR-4
 RIVETS - STAINLESS STEEL
 IMPEDANCE - 100 OHMS DIFFERENTIAL, PASSIVE
- EACH ASSEMBLY HAS A SERIAL ID
- SEE MOLEX DRAWINGS SD-711537*** FOR CABLE DETAILS
- 4.25 Gbps F.C. BACKWARDS COMPATIBLE TO 1.0625 Gbps F.C.

MOLEX P/N	LENGTH (M)
747420001	1M ± 0.05M
747420002	2M ± 0.08M
747420003	3M ± 0.08M
747420016	.5M ± 0.05M

ADDED P/N EC NO: USY2009-0219 2008/12/09 DRWN: JERWIN 2008/12/11 CHKD: TPRICE 2008/12/11 APPR: DDOYCE 2008/12/11	QUALITY SYMBOLS ▼=0 ▽=0	GENERAL TOLERANCES (UNLESS SPECIFIED) mm INCH 4 PLACES ± --- ± --- 3 PLACES ± --- ± --- 2 PLACES ± --- ± --- 1 PLACE ± --- ± --- ANGULAR ± ---°	DIMENSION STYLE MM ONLY DRAWN BY DATE JRESENDE 04/10/14 CHECKED BY DATE JRESENDE 04/10/14 APPROVED BY DATE DDOYCE 04/10/14	SCALE 1:1 TITLE SMALL FORM PLUGGABLE FIBRE CABLE ASSEMBLY 4.25 GBPS	DESIGN UNITS METRIC THIRD ANGLE PROJECTION	MOLEX INCORPORATED DOCUMENT NO. SD-74742-001	SHEET NO. 1 OF 1
	DRAFT WHERE APPLICABLE MUST REMAIN WITHIN DIMENSIONS		MATERIAL NO. SEE TABLE	THIS DRAWING CONTAINS INFORMATION THAT IS PROPRIETARY TO MOLEX INCORPORATED AND SHOULD NOT BE USED WITHOUT WRITTEN PERMISSION			
	SIZE B						
	REV B						