

## PCB terminal block - SMKDS 3/12 - 1713105

Please be informed that the data shown in this PDF Document is generated from our Online Catalog. Please find the complete data in the user's documentation. Our General Terms of Use for Downloads are valid (<http://download.phoenixcontact.com>)



PCB terminal block, Nominal current: 24 A, Nom. voltage: 400 V, Pitch: 5 mm, Number of positions: 12, Connection method: Screw connection, Mounting: Soldering, Conductor/PCB connection direction: 35 °, Color: green, The article can be aligned to create different nos. of positions!

The illustration shows a 6-position version

### Product Features

- ✓ Conductor and screwdriver axis at an angle of 35° to the usual direction
- ✓ Arrangement of several rows of terminal blocks one behind the other – multi-level effect with the same design height

### Key commercial data

|                                      |           |
|--------------------------------------|-----------|
| Packing unit                         | 1 pc      |
| Weight per Piece (excluding packing) | 23.65 GRM |
| Custom tariff number                 | 85369010  |
| Country of origin                    | Germany   |

### Technical data

#### Dimensions

|                |              |
|----------------|--------------|
| Length         | 16 mm        |
| Pitch          | 5 mm         |
| Dimension a    | 55 mm        |
| Pin dimensions | 0,9 x 0,9 mm |
| Hole diameter  | 1.3 mm       |

#### General

|                             |         |
|-----------------------------|---------|
| Range of articles           | SMKDS 3 |
| Insulating material group   | I       |
| Rated surge voltage (III/3) | 4 kV    |
| Rated surge voltage (III/2) | 4 kV    |
| Rated surge voltage (II/2)  | 4 kV    |
| Rated voltage (III/3)       | 250 V   |
| Rated voltage (III/2)       | 400 V   |

# PCB terminal block - SMKDS 3/12 - 1713105

## Technical data

### General

|   |   |
|---|---|
| Rated voltage (U <sub>I/2</sub> )       | 630 V   |
| Connection in acc. with standard        | EN-VDE  |
| Nominal current I <sub>N</sub>          | 24 A  |
| Nominal cross section                   | 2.5 mm <sup>2</sup>                                   |
| Maximum load current                    | 28 A (with 4 mm <sup>2</sup> conductor cross section) |
| Insulating material                     | PA  |
| Solder pin surface                      | Sn  |
| Inflammability class according to UL 94 | V0  |
| Internal cylindrical gage               | A3  |
| Stripping length                        | 8 mm  |
| Number of positions                     | 12  |
| Screw thread                            | M3  |
| Tightening torque, min                  | 0.5 Nm  |
| Tightening torque max                   | 0.6 Nm  |

### Connection data

|   |                      |
|---|----------------------|
| Conductor cross section solid min.  | 0.2 mm <sup>2</sup>  |
| Conductor cross section solid max.  | 4 mm <sup>2</sup>    |
| Conductor cross section stranded min.   | 0.2 mm <sup>2</sup>  |
| Conductor cross section stranded max.   | 2.5 mm <sup>2</sup>  |
| Conductor cross section stranded, with ferrule without plastic sleeve min.              | 0.25 mm <sup>2</sup> |
| Conductor cross section stranded, with ferrule without plastic sleeve max.              | 2.5 mm <sup>2</sup>  |
| Conductor cross section stranded, with ferrule with plastic sleeve min.                 | 0.25 mm <sup>2</sup> |
| Conductor cross section stranded, with ferrule with plastic sleeve max.                 | 2.5 mm <sup>2</sup>  |
| Conductor cross section AWG/kcmil min.  | 24                   |
| Conductor cross section AWG/kcmil max   | 12                   |
| 2 conductors with same cross section, solid min.  | 0.2 mm <sup>2</sup>  |
| 2 conductors with same cross section, solid max.  | 1.5 mm <sup>2</sup>  |
| 2 conductors with same cross section, stranded min.                                     | 0.2 mm <sup>2</sup>  |
| 2 conductors with same cross section, stranded max.                                     | 1.5 mm <sup>2</sup>  |
| 2 conductors with same cross section, stranded, ferrules without plastic sleeve, min.   | 0.25 mm <sup>2</sup> |
| 2 conductors with same cross section, stranded, ferrules without plastic sleeve, max.   | 0.75 mm <sup>2</sup> |
| 2 conductors with same cross section, stranded, TWIN ferrules with plastic sleeve, min. | 0.5 mm <sup>2</sup>  |
| 2 conductors with same cross section, stranded, TWIN ferrules with plastic sleeve, max. | 1.5 mm <sup>2</sup>  |
| Minimum AWG according to UL/CUL   | 30                   |

# PCB terminal block - SMKDS 3/12 - 1713105

## Technical data

### Connection data

|                                 |    |
|---------------------------------|----|
| Maximum AWG according to UL/CUL | 12 |
|---------------------------------|----|

## Classifications

### eCl@ss

|            |          |
|------------|----------|
| eCl@ss 4.0 | 27141109 |
| eCl@ss 4.1 | 27141109 |
| eCl@ss 5.0 | 27141190 |
| eCl@ss 5.1 | 27141190 |
| eCl@ss 6.0 | 27261101 |
| eCl@ss 7.0 | 27440401 |
| eCl@ss 8.0 | 27440401 |

### ETIM

|          |          |
|----------|----------|
| ETIM 3.0 | EC001121 |
| ETIM 4.0 | EC002643 |
| ETIM 5.0 | EC002643 |

### UNSPSC

|               |          |
|---------------|----------|
| UNSPSC 6.01   | 30211801 |
| UNSPSC 7.0901 | 39121432 |
| UNSPSC 11     | 39121432 |
| UNSPSC 12.01  | 39121432 |
| UNSPSC 13.2   | 39121432 |

## Approvals

### Approvals

---

#### Approvals

CSA / UL Recognized / SEV / cUL Recognized / GOST / CCA / GOST / cULus Recognized

---

#### Ex Approvals

---


#### Approvals submitted


---

# PCB terminal block - SMKDS 3/12 - 1713105


## Approvals

### Approval details

|   |       |       |
|---|-------|-------|
| CSA  |       |       |
|   | B     | D     |
| mm <sup>2</sup> /AWG/kcmil  | 28-12 | 28-12 |
| Nominal current I <sub>N</sub>  | 10 A  | 10 A  |
| Nominal voltage U <sub>N</sub>  | 300 V | 300 V |

|   |       |       |
|---|-------|-------|
| UL Recognized  |       |       |
|   | B     | D     |
| mm <sup>2</sup> /AWG/kcmil  | 30-12 | 30-12 |
| Nominal current I <sub>N</sub>  | 15 A  | 10 A  |
| Nominal voltage U <sub>N</sub>  | 250 V | 300 V |

|                                |       |
|--------------------------------|-------|
| SEV                            |       |
| mm <sup>2</sup> /AWG/kcmil     | 4     |
| Nominal voltage U <sub>N</sub> | 250 V |

|  |       |       |
|--|-------|-------|
| cUL Recognized  |       |       |
|  | B     | D     |
| mm <sup>2</sup> /AWG/kcmil   | 30-12 | 30-12 |
| Nominal current I <sub>N</sub>   | 15 A  | 10 A  |
| Nominal voltage U <sub>N</sub>   | 250 V | 300 V |

|  |  |
|--|--|
| GOST  |  |
|--|--|

|                                |       |
|--------------------------------|-------|
| CCA                            |       |
| mm <sup>2</sup> /AWG/kcmil     | 4     |
| Nominal voltage U <sub>N</sub> | 250 V |

## PCB terminal block - SMKDS 3/12 - 1713105

### Approvals

