

PCB terminal block - MKDSO 2.5/4-6 SET KMGY - 2713751


Please be informed that the data shown in this PDF Document is generated from our Online Catalog. Please find the complete data in the user's documentation. Our General Terms of Use for Downloads are valid (<http://download.phoenixcontact.com>)



Set, consisting of orthogonal PCB terminal blocks for 6 x 4 positions (24-pos.), color: light gray



Key commercial data

Packing unit	1
Minimum order quantity	1
Catalog page	Page 620 (CC-2011)
GTIN	 4 017918 914479
Custom tariff number	85369010
Country of origin	GERMANY

Technical data

General

Housing material	PA 6.6
Color	light gray

Dimensions / positions

Pitch	2.5 mm
-------	--------

Technical data

Connection in acc. with standard	CSA
Nominal voltage U_N	300 V
Nominal current I_N	10 A
AWG/kcmil	28-12
Indicator1	CSA1
Inflammability class according to UL 94	V0

Connection data

Conductor cross section solid min.	2.5 mm ²
Conductor cross section solid max.	0.14 mm ²
Conductor cross section stranded min.	0.14 mm ²

PCB terminal block - MKDSO 2.5/4-6 SET KMGY - 2713751

Technical data

Connection data

Conductor cross section stranded max.	2.5 mm ²
Conductor cross section AWG/kcmil min.	26
Conductor cross section AWG/kcmil max	12

Classifications

ETIM

ETIM 2.0	EC001031
ETIM 3.0	EC001031
ETIM 4.0	EC001031
ETIM 5.0	EC001031

UNSPSC

UNSPSC 11	31261501
UNSPSC 12.01	31261501
UNSPSC 13.2	31261501
UNSPSC 6.01	31261501
UNSPSC 7.0901	31261501

eCl@ss

eCl@ss 4.0	27180401
eCl@ss 4.1	27180401
eCl@ss 5.0	27180506
eCl@ss 5.1	27141190
eCl@ss 6.0	27141190
eCl@ss 7.0	27141190

Approvals

Approvals

Approvals

CSA / UL Recognized / VDE Gutachten mit Fertigungsüberwachung / cUL Recognized / CCA / IECCEB CB Scheme / cULus Recognized


Ex Approvals

Approvals submitted


Approval details

PCB terminal block - MKDSO 2.5/4-6 SET KMGY - 2713751


Approvals

CSA 


	B	D
mm ² /AWG/kcmil	28-12	28-12
Nominal current IN	10 A	10 A
Nominal voltage UN	300 V	300 V

UL Recognized 

	B	D
mm ² /AWG/kcmil	30-12	30-12
Nominal current IN	20 A	10 A
Nominal voltage UN	300 V	300 V

VDE Gutachten mit Fertigungsüberwachung 

mm ² /AWG/kcmil	0.2-2.5
Nominal current IN	24 A
Nominal voltage UN	450 V

cUL Recognized 

	B	D
mm ² /AWG/kcmil	30-12	30-12
Nominal current IN	20 A	10 A
Nominal voltage UN	300 V	300 V

CCA

mm ² /AWG/kcmil	2.5
Nominal current IN	24 A
Nominal voltage UN	450 V

PCB terminal block - MKDSO 2.5/4-6 SET KMGY - 2713751

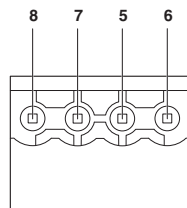
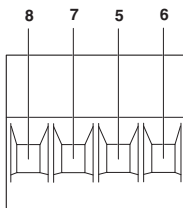
Approvals

IECEE CB Scheme	
mm ² /AWG/kcmil	2.5
Nominal current I _N	24 A
Nominal voltage U _N	450 V

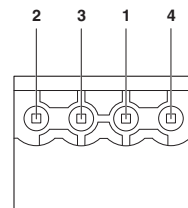
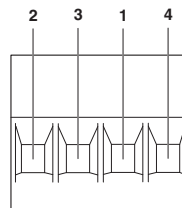
cULus Recognized	
------------------	--

Drawings

Schematic diagram



Schematic diagram



Pin assignment right

Pin assignment left